


Unaudited Financial Results for the Quarter Ended 30th June 2011

S No	Particulars	3 Months Ended		Year Ended
		30-Jun-11	30-Jun-10	31-Mar-11
		Reviewed		Unaudited
1	a. Net Income from Operations	307.99	174.77	1,084.26
	b. Other Operating Income	-	-	-
2	Total Income	307.99	174.77	1,084.26
3	Expenditure			
	a. Cost of Operations	263.67	145.84	911.03
	b. Employees Cost	4.24	2.85	16.81
	c. Depreciation	2.52	1.13	6.68
	d. Other Expenditure	9.82	4.68	30.49
	e. Total Expenditure	280.25	154.50	965.01
4	Profit from Operations before Other Income, Interest and Exceptional Items	27.74	20.27	119.25
5	Other Income	0.44	0.02	0.92
6	Profit before Interest and Exceptional Items	28.18	20.29	120.17
7	Interest	10.99	3.19	26.08
8	Profit after Interest but before Exceptional Items	17.19	17.10	94.09
9	Exceptional Items	-	-	-
10	Profit (Loss) from Ordinary Activities before Tax	17.19	17.10	94.09
11	Tax Expenses	5.40	5.76	35.14
12	Net Profit (Loss) from Ordinary Activities after Tax	11.79	11.34	58.95
13	Extraordinary Items (net of Tax)	-	-	-
14	Net Profit (Loss)	11.79	11.34	58.95
15	Paid up Equity Share Capital (Face value per Equity Share Rs. 10 Each)	38.12	32.93	38.12
16	Reserves excluding revaluation reserves			
17	Earnings per Share			
	a. Basic, not annualised (Rs)	3.09	3.67	17.84
	b. Diluted, not annualised (Rs)	3.09	3.13	15.63
18	Public Shareholding			
	Number of Shares - Lacs	173.83	188.29	191.19
	% of Shareholding	45.60%	57.18%	50.16%

Continued



MARG Limited

Regd.Off: 'Marg Axis', 4/318, Rajiv Gandhi Salai, Kottivakkam, Chennai-600041. tel: 044-24541111 (9lines) fax:044-24541123

Corp.Off: 'Futura Tech Park', No.334, Rajiv Gandhi Salai, Sholinganallur, Chennai-600119. tel:044-45623000


www.marggroup.com

Unaudited Financial Results for the Quarter Ended 30th June 2011


Continued

S No	Particulars	Rs. Crores		
		3 Months Ended		Year Ended
		30-Jun-11	30-Jun-10	31-Mar-11
		Reviewed		Unaudited
19	Promoter and Promoter Group Shareholding			
	a. Pledged/Encumbered			
	- Number of Shares - Lacs	70.29	49.61	46.79
	- Percentage of Shares	33.90%	35.18%	24.62%
	(As a % of the total shareholding of promoter and promoter group)			
	-Percentage of Shares	18.44%	15.07%	12.27%
	(As a % of the total share capital of the company)			
	b. Non-Encumbered			
	- Number of Shares - Lacs	137.07	91.39	143.21
	- Percentage of Shares	66.10%	64.82%	75.38%
	(As a % of the total shareholding of promoter and promoter group)			
	- Percentage of shares	35.96%	27.75%	37.57%
	(As a % of the total share capital of the company)			
Notes:				
1 The above results reviewed by the Audit Committee were taken on record by the Board of Directors along with limited review report of Auditors at their meeting held on 11th August 2011 and approved for publication				
2 Previous period's figures are regrouped/rearranged wherever necessary				
3 Diluted Earnings per Share (EPS) is calculated using Weighted Average Method				
4 Company has carried out the assessment of impairment of assets and there is no impairment of assets as defined in Accounting Standard - 28				
5 Information on Investor Complaints for the Quarter ended on 30th June 2011 - (Nos):				
Opening Balance -NIL, New - 7, Disposal - 7 and Closing Balance -NIL				

For MARG Limited



GRK Reddy
Chairman and Managing Director



Place : Chennai
Date : 11th August 2011

MARG Limited

Regd.Off : 'Marg Axis', 4/318, Rajiv Gandhi Salai, Kottivakkam, Chennai-600041. tel: 044-24541111 (9lines) fax:044-24541123

Corp.Off: 'Futura Tech Park', No.334, Rajiv Gandhi Salai, Sholinganallur, Chennai-600119. tel:044-45623000

www.marggroup.com